

23 LEARNING GOAL

Name _____

Date _____

Score _____

NOTES PARTS

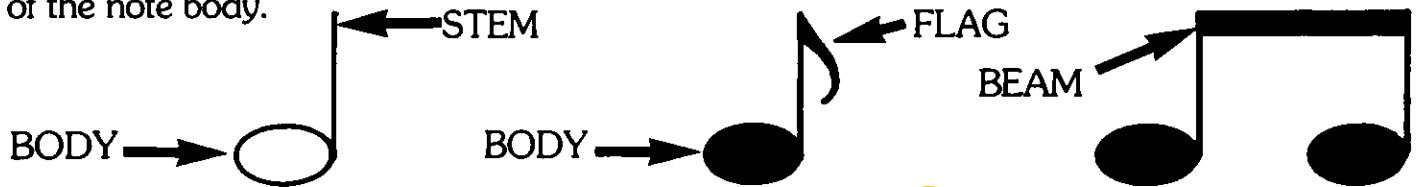
Notes have separate parts which tell us how long or short they are. Each of these parts has a name. It is important to memorize the name of each note part.

Stems on notes *may go either up or down* depending on where the note is placed on the staff.

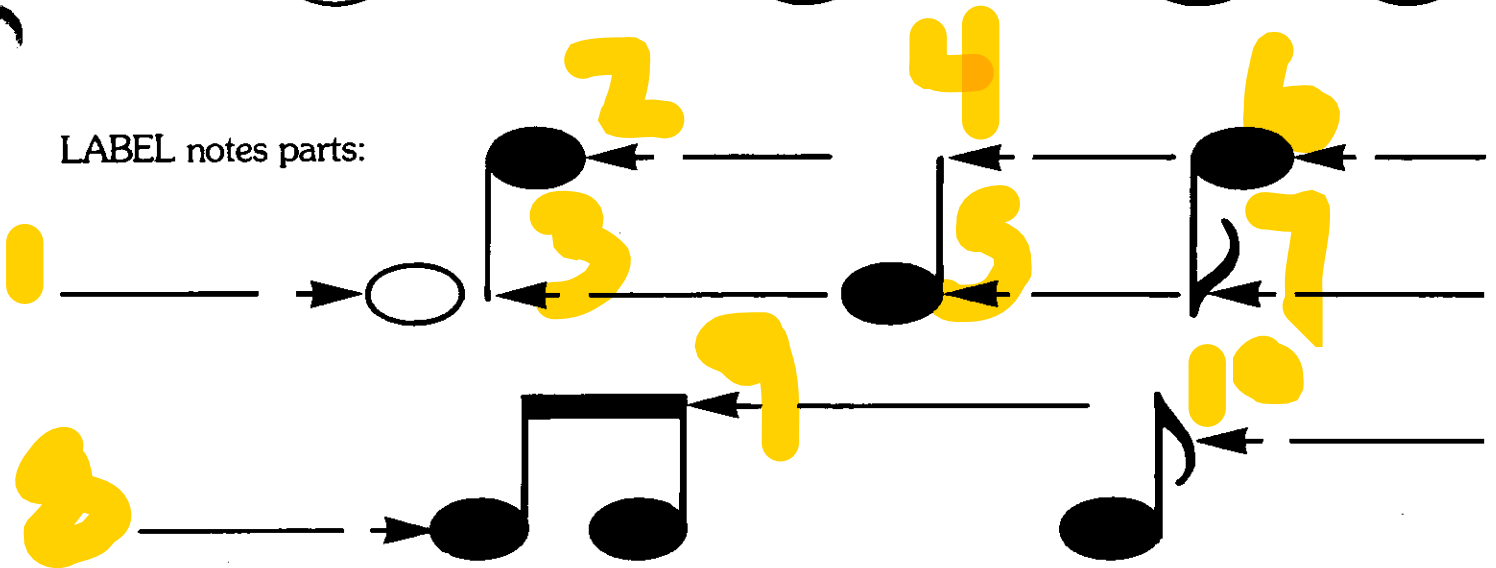
Stems go **up on** the **right** of the note body and **down on** the **left** of the note body.

Strategy:

1. Look carefully at the notes drawn below.
2. Notice each part is labeled with a name by the arrow.
3. Try to memorize the name of each part.
4. By the arrows with a blank line, write the correct name for each note part.



LABEL notes parts:



CHECK-UP:

1. The separate parts of notes tell us how _____ or short the notes are.
2. The four basic parts of a note are:

3. Stems of notes may be drawn up or down depending on _____
4. Stems facing up are on the right of the note body, while stems facing down are on the _____ of the note body.

24 LEARNING GOAL

Name _____
Date _____
Score _____

NOTE DURATION/LENGTH

Notes must be written on the staff in such a way that we can understand how long they are.

Another word for length is **duration**.

Notes are drawn differently to show duration or length.

Notes are either:

“white”: not filled in

“black”: filled in

White notes are played or sung longer than black notes.


Strategy:

1. Look carefully at the different note drawings below.
2. Write the names of the 3 basic note types on the blank lines.
3. Copy the drawings of the 3 note types.
4. Draw your notes inside the boxes.

BASIC NOTE TYPES

| NOTE NAME | NOTE DRAWING |
|--------------|---|
| Whole Note |  |
| Half Note |  |
| Quarter Note |  |

WRITE NAMES OF NOTE TYPES



DRAW NOTES IN EACH BOX

DRAW TWO WHOLE NOTES

DRAW TWO HALF NOTES

DRAW TWO QUARTER NOTES

CHECK-UP:

1. Another word for length is _____.
2. Notes are _____ differently to show duration.
3. The 3 basic note types are named:

4. “White” notes are played or sung _____ than “black” notes.

